











APV INDUSTRIAL SEATBELT MATRIX

FEB 2024

INDUSTRIAL, CONSTRUCTION, AGRICULTURAL & MOBILE PLANT RESTRAINT RANGE

SPECIAL SYSTEM			STALK BUCKLES (flexible metal cable)							BUCKLE (Twin Wire)		BUCKLES (Stem Metal Bracket)				BUCKLES (Webbing Type)			SPRINGBELT BUCKLE			
CUSTOM			SEAT OR TUNNEL MOUNT					FLOOR MOUNTED		SEAT MOUNT		SEAT MOUNT				FIXED		ADJUSTABLE	SEAT MOUNT			
Retractor Angle & mounting		Mounting position	250mm	300mm	350mm	400mm	450mm	250mm	300mm	165mm	115mm	135mm	170mm	210mm	190mm	275mm	425mm	150 - 610mm	555mm			
BELTS	45-90 ELR Lap (Std 1.3mtrs)		RH Std	KIW7316	KIW4286	KIW7318	KIW7320	KIW7322				KIW7332	KIW4282	KIW7334	KIW7336	KIW4298	KIW4302					
		Electric		KIWE7316	KIWE4286	KIWE7318	KIWE7320					KIWE7332	KIWE4282	KIWE7334	KIWE7336							
		LH Std		KIW7315	KIW4287	KIW7317	KIW7319	KIW7321			KIW8119	KIW7331	KIW4283	KIW7333	KIW7335	KIW4299	KIW4303				KIW7605	
		Electric		KIWE7315	KIWE4287	KIWE7317	KIWE7319				KIWE8119	KIWE7331	KIWE4283	KIWE7333	KIWE7335							KIWE7605
	60-90 ELR Lap (Std 1.3mtrs)		RH Std		KIW7342	KIW4288	KIW7344	KIW7346	KIW7348				KIW7358	KIW4284	KIW7360	KIW7362	KIW4300	KIW4304			KIW7364	
		Electric			KIWE7342	KIWE4288	KIWE7344	KIWE7346			KIWE7352		KIWE7358	KIWE4284	KIWE7360	KIWE7362						
		LH Std			KIW7341	KIW4289	KIW7343	KIW7345	KIW7347	KIW7349		KIW8120	KIW7357	KIW4285	KIW7359	KIW7361	KIW4301	KIW4305			KIW7363	KIW7603
		Electric			KIWE7341	KIWE4289	KIWE7343	KIWE7345		KIWE7349	KIWE7351	KIWE8120	KIWE7357	KIWE4285	KIWE7359	KIWE7361						KIWE7603
	2" ALR Lap (1.1mtrs)		RH/LH Std		KI4655	KI4656		KI4657	KI4658			KI8151		KI4650	KI7596		KI4674	KI4675			KI4678	KI7690
		Electric			KIE4655	KIE4656		KIE4657	KIE4658			KIE8151	KIE8406	KIE4650	KIE7596							KIE7690
	3" ALR Lap (1.2mtrs)		RH/LH Std		KI6650	KI4781		KI4782	KI4783			KI8945		KI4651	KI7597		KI4784	KI4785	KI4786		KI4788	KI7688
		Electric			KIE6650	KIE4781		KIE4782	KIE4783			KIE8945		KIE4651	KIE7597							KIE7688
	3" Lap (1.2mtrs) Non Retractable		RH/LH Std		KI7611	KI5374		KI5375	KI5376					KI5373			KI5377	KI5378			KI5381	KI7689
		Electric			KIE7611	KIE5374		KIE5375	KIE5376					KIE5373								KIE7689
INDUSTRIAL HARNESS			KI8173																			
EASI-GRIP (1.4mt)		Electric	KIE8906																			

COPYRIGHT: APV SAFETY PRODUCTS P/L

ACCESSORIES



PART NUMBER	DESCRIPTION
KI7098	TETHER STRAP ADJ 700 PAIR
KI7097	TETHER STRAP ADJ 450 PAIR
KI7096	TETHER STRAP FIX 200 PAIR

Important Notes:

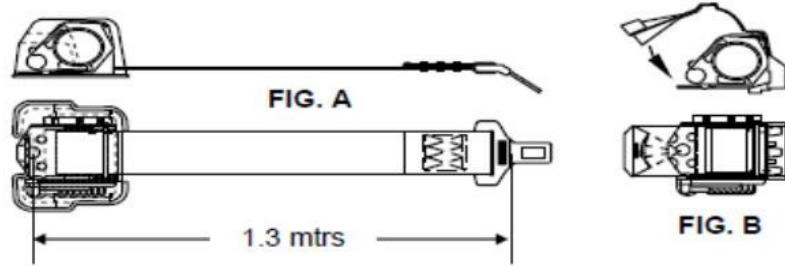
- 1) All belts comply to SAE J386 standard.
- 2) All belts listed are Black. For Fluro Orange add "FO" e.g. KxxxxFO.
- 3) Wrap around covers are available only on ELR belts and not ALR lap belts. (Refer to page 2)
- 4) Electric stalk and stem buckles are available but **NOT** electric webbing buckles.
- 5) Floor mounted applications may require the K4408 Right Angle bracket. (Refer to page 2)
- 6) Seat-mounted stalk applications may require the K6050 Spacer kit. (Refer to page 2)
- 7) Some installations may require vehicle and bracket modifications. Please seek the assistance of a suitably qualified mechanic.



INDUSTRIAL SEATBELT TYPES

ELR - EMERGENCY LOCKING RETRACTOR

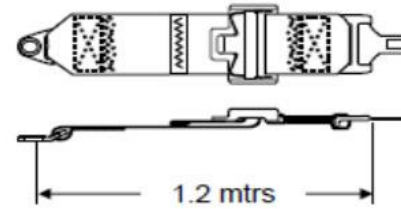
The Emergency Locking Retractor is a dual sensitive type. Sudden vehicle movement and/or rapid webbing withdrawal will cause the retractor to lock. In order to ensure correct functioning of the sensing mechanism, the retractor must be mounted within 2 degrees of its designed mounting angle.



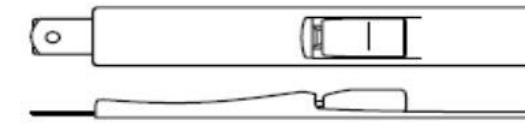
WRAP AROUND COVER

All ELR type Lap belts are automatically supplied with a box type cover by default Fig A. A smaller 'Wrap Around Cover' is also available Fig B. The 'Wrap Around Cover' is suitable for applications where the standard cover may be too bulky.

3" STATIC LAP




SPRINGBELT



The **SPRINGBELT** is designed to sit up-right when not in use, creating a hindrance to the driver and forces the **SPRINGBELT** to be used. Size and colour of the **SPRINGBELT** also assist in visual enforcement / supervision.

TUNNEL / SEAT MOUNTED STALK BUCKLES



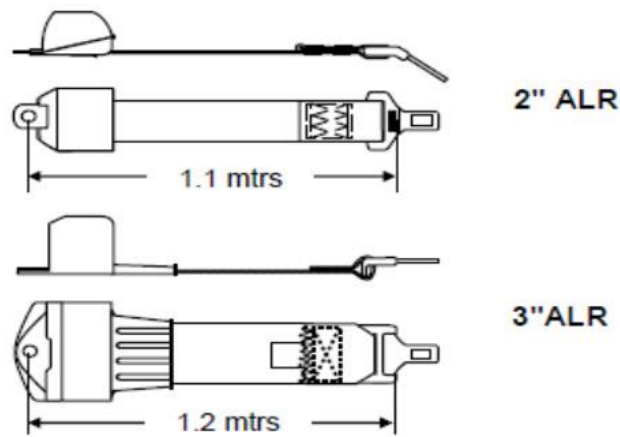
All Stalk buckles are designed to mount to the side of the tunnel but can mount to the side of the seat. Please use K6050. For applications where the buckle is mounted to the floor, please use K4408.

ELECTRIC BUCKLES

All Stalk, Stem & Springbelt buckles are available with an electric switch. Add 'E' after the K of the required kit. Eg **K4654 = Standard. KE4654 = Electric**

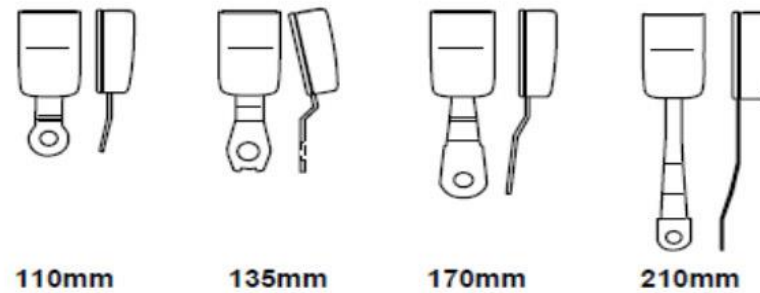
BLUE WIRE NORMALLY CLOSED
BLACK WIRE NORMALLY OPEN
RED WIRE COMMON
POWER: 12V (2A), 24V (1A)

ALR - AUTOMATIC LOCKING RETRACTOR

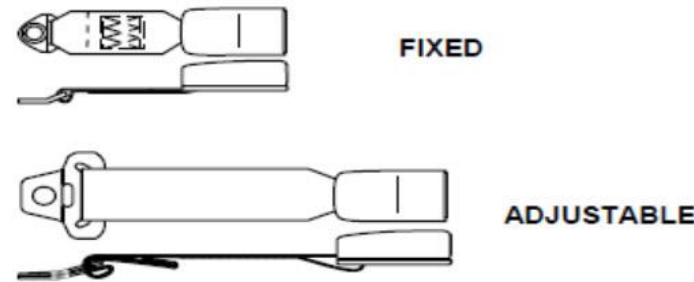


The Automatic Locking Retractor retracts the webbing to the body after the tongue and buckle are engaged. This type of seat belt automatically locks when the mechanism is activated after a certain amount of webbing is withdrawn from the spool.

SEAT MOUNTED STEM BUCKLES



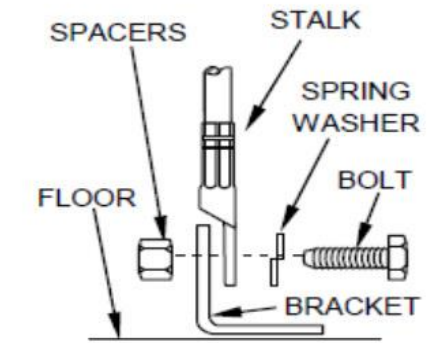
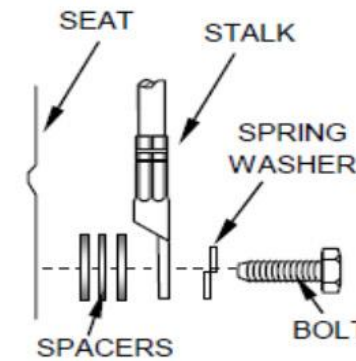
WEBBING BUCKLES



ACCESSORIES

K6050
This kit consists of:
3 x Flat washers

K4408
This kit consists of:
1 x 7/16 unf bolt
1 x Spring Washer
1 x Right Angle Bracket
2 x 7/16 unf nut



EASI-GRIP RESTRAINT SYSTEM

