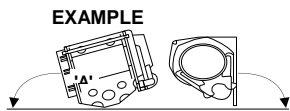


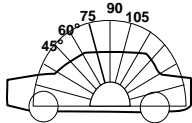
| Retractor Angle and mounting | | Seating position | STALK BUCKLES (flexible metal cable) | | | | | | | | | | | | STEM BUCKLES (metal bracket) | | | | WEBBING BUCKLES | | | | | |
|--|----|------------------|--------------------------------------|----------|----------|-------|-------|-------|---------------|-------|-------|----------|-------|----------|------------------------------|-------|-----------------|-----------------|-----------------|-------|-------|-------|--|--|
| | | | SEAT OR TUNNEL MOUNTED | | | | | | FLOOR MOUNTED | | | | | | SEAT MOUNTED | | | | ADJUSTABLE | | | FIXED | | |
| | | | 250mm | 300mm | 350mm | 400mm | 450mm | 500mm | 250mm | 300mm | 350mm | 400mm | 100mm | 145mm | 170mm | 210mm | 150 mm - 610 mm | 150 mm - 950 mm | 190mm | 275mm | 425mm | 500mm | | |
| 90-90 ON pillar (Std 3.2M, Long 3.8M, Short 2.6M) | RH | | K6241 | K1512 | K6242 | K1513 | K1514 | K6244 | K6246 | K6248 | K6250 | K6252 | K6253 | K6254 | K6255 | K2255 | K6256 | K1515 | K1639 | K1638 | K1980 | | | |
| | LH | | | | | | | K6245 | K6247 | K6249 | K6251 | | | | | | | | | | | | | |
| 90-90 ON pillar with Small Anchor (Std 3.2M, Long 3.8M, Short 2.6M) | RH | | K7628 | K7629 | K7630 | K7632 | K7633 | K7634 | K7636 | K7638 | K7640 | K7642 | K7643 | K7644 | K7645 | K7646 | K7647 | K7698 | K7699 | K8122 | K8123 | | | |
| | LH | | | | | | | K7635 | K7637 | K7639 | K7641 | | | | | | | | | | | | | |
| 90-90 IN pillar (Std 3.2M, Long 3.8M, Short 2.6M) | RH | | K4555 | K4545 | K4546 | K4547 | K6258 | K4561 | K4548 | K4550 | K4552 | K4554 | K6259 | K4557 | K6260 | K4543 | K6261 | K8345 | K4558 | K8611 | K8612 | | | |
| | LH | | | | | | | K4560 | K4549 | K4551 | K4553 | | | | | | | | | | | | | |
| 0-0 On top of parcel shelf (Std 2.6M, Long 3.2M, Short 2.0M) | RH | | K6263 | K2578 | K6264 | K6265 | K2580 | K6266 | K6268 | K6270 | K6272 | K6274 | K6275 | K6276 | K6277 | K2256 | K6278 | K1510 | K1511 | | | | | |
| | LH | | | | | | | K6267 | K6269 | K6271 | K6273 | | | | | | | | | | | | | |
| 180-180 Under parcel shelf (Std 2.6M, Long 3.2M, Short 2.0M) | RH | | K7205 | K7206 | K7207 | K7208 | K7209 | K7210 | K7212 | K7214 | K7216 | K7218 | K7219 | K7220 | K7221 | K7222 | | | | K5186 | | | | |
| | LH | | | | | | | K7211 | K7213 | K7215 | K7217 | | | | | | | | | | | | | |
| 80-90 IN pillar (Std 3.2M, Long 3.8M, Short 2.6M) | RH | | K6281 | K4525 | K6283 | K6287 | K6289 | K8728 | K8730 | K8732 | K8734 | K6299 | K6301 | K6303 | K6305 | K6307 | K6309 | K8613 | K7727 | K8615 | | | | |
| | LH | | K6282 | K4524 | K6284 | K6288 | K6290 | K8727 | K8729 | K8731 | K8733 | K6300 | K6302 | K6304 | K6306 | K6308 | K6310 | K8614 | K7726 | K8616 | | | | |
| 100-90 IN pillar (Std 3.2M, Long 3.8M, Short 2.6M) | RH | | K6282 | K4524 | K6284 | K6288 | K6290 | K6292 | K6294 | K6296 | K6298 | K6300 | K6302 | K6304 | K6306 | K6308 | K6310 | K8614 | K7726 | K8616 | | | | |
| | LH | | K6281 | K4525 | K6283 | K6287 | K6289 | K6291 | K6293 | K6295 | K6297 | K6299 | K6301 | K6303 | K6305 | K6307 | K6309 | K8613 | K7727 | K8615 | | | | |
| 80-90 ON pillar (Std 3.2M, Long 3.8M, Short 2.6M) | RH | | K7176 | K7178 | K7180 | K7182 | K7184 | K7186 | K7188 | K7190 | K7192 | K7194 | K7196 | K7198 | K7200 | K7202 | | | | K7724 | | | | |
| | LH | | K7177 | K7179 | K7181 | K7183 | K7185 | K7187 | K7189 | K7191 | K7193 | K7195 | K7197 | K7199 | K7201 | K7203 | | | | K7725 | | | | |
| 100-90 ON pillar (Std 3.2M, Long 3.8M, Short 2.6M) | RH | | K7177 | K7179 | K7181 | K7183 | K7185 | K8736 | K8738 | K8740 | K8742 | K7195 | K7197 | K7199 | K7201 | K7203 | | | | K7725 | | | | |
| | LH | | K7176 | K7178 | K7180 | K7182 | K7184 | K8735 | K8737 | K8739 | K8741 | K7194 | K7196 | K7198 | K7200 | K7202 | | | | K7724 | | | | |
| 75-90 ON pillar (Std 3.2M, Long 3.8M, Short 2.6M) | RH | | K7650 | K7652 | K7654 | K7656 | K7658 | K7660 | K7662 | K7664 | K7666 | K7668 | K7670 | K7672 | K7674 | K7676 | K7678 | | | K7700 | K8194 | | | |
| | LH | | K7651 | K7653 | K7655 | K7657 | K7659 | K7661 | K7663 | K7665 | K7667 | K7669 | K7671 | K7673 | K7675 | K7677 | K7679 | | | K7701 | K8193 | | | |
| 105-90 ON pillar (Std 3.2M, Long 3.8M, Short 2.6M) | RH | | K7650 | K7652 | K7654 | K7656 | K7658 | K8743 | K8745 | K8747 | K8749 | K7668 | K7670 | K7672 | K7674 | K7676 | K7678 | | | K7700 | K8194 | | | |
| | LH | | K6314 | K6316 | K4532 | K6480 | K6482 | K6484 | K6486 | K6488 | K6490 | K6492 | K6494 | K6496 | K6498 | K6500 | K6502 | K8618 | K4538 | | | | | |
| 75-90 IN pillar (Std 3.2M, Long 3.8M, Short 2.6M) | RH | | K6313 | K6315 | K4533 | K6319 | K6481 | K8752 | K8754 | K8756 | K8758 | K6491 | K6493 | K6495 | K6497 | K6499 | K6501 | K8617 | K4539 | | | | | |
| | LH | | K6314 | K6316 | K4532 | K6480 | K6482 | K8751 | K8753 | K8755 | K8757 | K6492 | K6494 | K6496 | K6498 | K6500 | K6502 | K8618 | K4538 | | | | | |
| 60-90 ON pillar (Std 3.2M, Long 3.8M, Short 2.6M) | RH | | K7226 | K7228 | K7230 | K7232 | K7234 | K7236 | K7238 | K7240 | K7242 | K7244 | K7246 | K7248 | K7250 | K7252 | | | | K7730 | | | | |
| | LH | | K7225 | K7227 | K7229 | K7231 | K7233 | K7235 | K7237 | K7239 | K7241 | K7243 | K7245 | K7247 | K7249 | K7251 | | | | K7731 | | | | |
| 60-90 IN pillar (Std 3.2M, Long 3.8M, Short 2.6M) | RH | | K6506 | K4522 | K6508 | K6512 | K6514 | K6516 | K6518 | K6520 | K6522 | K6524 | K6526 | K6528 | K6530 | K6532 | K6534 | K8676 | K7728 | | | | | |
| | LH | | K6505 | K4523 | K6507 | K6511 | K6513 | K6515 | K6517 | K6519 | K6521 | K6523 | K6525 | K6527 | K6529 | K6531 | K6533 | K8675 | K7729 | | | | | |
| 40-90 ON pillar (Std 3.2M, Long 3.8M, Short 2.6M) | RH | | K7256 | K7258 | K7260 | K7262 | K7264 | K7266 | K7268 | K7270 | K7272 | K7274 | K7276 | K7278 | K7280 | K7282 | | | | K8492 | K7148 | | | |
| | LH | | K7255 | K7257 | K7259 | K7261 | K7263 | K7265 | K7267 | K7269 | K7271 | K7273 | K7275 | K7277 | K7279 | K7281 | | | | K8493 | K7149 | | | |
| 40-90 IN pillar (Std 3.2M, Long 3.8M, Short 2.6M) | RH | | K7286 | K7288 | K7290 | K7292 | K7294 | K7296 | K7298 | K7300 | K7302 | K7304 | K7306 | K7308 | K7310 | K7312 | | | | K4530 | | | | |
| | LH | | K7285 | K7287 | K7289 | K7291 | K7293 | K7295 | K7297 | K7299 | K7301 | K7303 | K7305 | K7307 | K7309 | K7311 | | | | K4531 | | | | |
| 45-90 Retractable Lap (Std 1.3M) | RH | | K7316 | K4286 | K7318 | K7320 | K7322 | K7324 | K7326 | K7328 | K7330 | K7332 | K4282 | K7334 | K7336 | K7338 | | | | K4298 | K4302 | | | |
| | LH | | K7315 | K4287 | K7317 | K7319 | K7321 | K7323 | K7325 | K7327 | K7329 | K7331 | K4283 | K7333 | K7335 | K7337 | | | | K4299 | K4303 | | | |
| 60-90 Retractable Lap (Std 1.3M) | RH | | K7342 | K4288 | K7344 | K7346 | K7348 | K8412 | K7350 | K7352 | K7354 | K7356 | K7358 | K4284 | K7360 | K7362 | K7364 | | | K4300 | K4304 | | | |
| | LH | | K7341 | K4289 | K7343 | K7345 | K7347 | K8411 | K7349 | K7351 | K7353 | K7355 | K7357 | K4285 | K7359 | K7361 | K7363 | | | K4301 | K4305 | | | |
| Web Clamp 100/90 In Pillar | RH | | | KW2-4524 | KW2-6284 | | | | KW2-6294 | | | KW2-6300 | | KW2-6304 | | | | | | | | | | |
| | LH | | | KW2-4525 | KW2-6283 | | | | KW2-6293 | | | KW2-6299 | | KW2-6303 | | | | | | | | | | |
| Web Clamp 90/90 In Pillar | RH | | | | | | | | KW2-4548 | | | KW2-4554 | | KW2-4557 | | | | | | | | | | |
| | LH | | | KW2-4545 | KW2-4546 | | | | KW2-4549 | | | | | | | | | | | | | | | |
| Non Retractable Lap Sash Belt (Std 2.6M, Long 3.2M, Short 2.0M) | RH | | K6536 | K1517 | K6537 | K1518 | K1519 | K6540 | K6542 | K6546 | K6548 | K6549 | K6550 | K6551 | K6552 | K2257 | K4542 | K1516 | K1635 | K1634 | K1979 | | | |
| | LH | | | | | | | K6539 | K6541 | K6545 | K6547 | | | | | | | | | | | | | |
| Non Retractable Lap Belt (Std 1.2M, Long 1.8M, Short - N/A) | RH | | K6554 | K2581 | K6555 | K6556 | K2583 | K6558 | K6560 | K6562 | K6564 | K6565 | K6566 | K6567 | K6568 | K2258 | K6569 | K1981 | K1637 | K1636 | K1978 | | | |
| | LH | | | | | | | K6557 | K6559 | K6561 | K6563 | | | | | | | | | | | | | |

RETRACTOR ANGLES

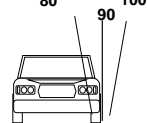


1ST ANGLE --- **75** --- **90** ---

2nd ANGLE



1ST ANGLE 'A'



2ND ANGLE 'B'

Important Notes :

- 1) All belts comply with AS/NZS2596
- 2) The seat belts listed in this table are Black. For Grey add "GY" e.g. KxxxxGY
- 3) Some installations may require bracket modifications. Please seek assistance of a suitably qualified tradesperson.
- 4) Longer belts are available. To order a longer belt, a "L" suffix should be added to the part number, e.g. KxxxxL.
- 5) Shorter belts are available. To order a shorter belt, a "S" suffix should be added to the part number, e.g. KxxxxS.
- 6) Some on pillar and in pillar retractor applications may require a K4425 fitting kit.
- 7) If the sash guide is roof mounted a drop link is also required K7099S = 150mm and K7099 = 250mm.

INSTRUCTIONS FOR APV GENERAL PURPOSE SEATBELTS

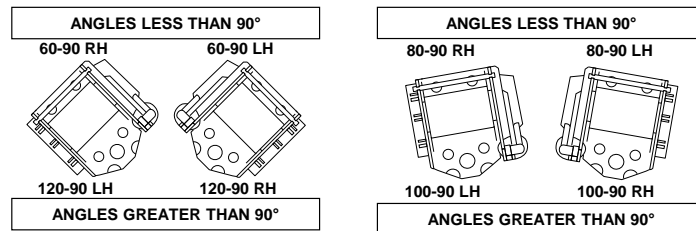
FITTING INSTRUCTIONS:

RETRACTOR ANGLES:

ACCESSORIES:

1. Inspect the original seatbelt and determine the type of seatbelt required. (retractable or non retractable, mounted on or inside the pillar and retractor angle.
2. Select the belt from the list on the left hand side of the table, which closely matches the original seatbelt. Match the belt length and retractor angle to +/- 5 degrees. For retractor angles greater than 90° use a forward facing retractor from the other side of the car as per examples below.

80/90 RH = 100/90 LH & 80/90 LH = 100/90 RH
75/90 RH = 105/90 LH & 75/90 LH = 105/90 RH
60/90 RH = 120/90 LH & 60/90 LH = 120/90 RH
40/90 RH = 140/90 LH & 40/90 LH = 140/90 RH



3. Measure the length of the original buckle (from the centre of the bolt hole on the anchor to the end of the buckle head)
4. Select a buckle from the top of the table which matches the original length and type of buckle. (Add or subtract up to 25mm to the length of the original buckle if necessary to obtain a match)
5. The "kit" number which matches the required belt and buckle is the part number required for your application.
Eg. K7198 = 80/90 On Pillar (OP) RH with a 170mm stem

ABBREVIATIONS:

RH – Right Hand, drivers side of the vehicle
LH – Left Hand, passenger side of the vehicle

90/90 is a vertically mounted retractor, seatbelt webbing leaves the retractor and extends vertically to the sash guide.
0/0 is a horizontally mounted retractor, usually mounted flat on top of the parcel shelf in rear seating positions. Can not be used for floor mounted applications.
180/180 is a horizontally mounted retractor, usually mounted flat under the parcel shelf in rear seating positions.
80/90 is a retractor that leans 10 degrees from vertical towards the front of the vehicle.
100/90 is a retractor that leans 10 degrees from vertical towards the rear of the vehicle.
75/90 is a retractor that leans forward 15 degrees from vertical towards the front of the vehicle.
60/90 is a retractor that leans forward 30 degrees from vertical towards the front of the vehicle.
40/90 is a retractor that leans 50 degrees from vertical towards the front of the vehicle.

- K4400** 80x 50 Doubler Plate Set
- K4408** Right Angle Mount Plate
- K4409** 156x40 Stepped Offset Mount
- K4410** 68x45 Reverse Mount
- K4414** 75x32 Extension Bracket
- K4415** 75x32 Extension Bracket + Nut
- K4416** 78x32 Z Step Extension
- K4417** 100x40 Doubler Plate Set
- K4418** 140x40 Doubler Plate Set
- K4425** Multi Fitting Kit
- K6040** Box Retractor Cover
- K6060** 10 prs Tongue Button Stops
- K6629** 21mm Tongue Extension Strap
- K8661** Wrap Cover for Retractor
- K7099** 250mm Dropper Kit
- K7099S** 150mm Dropper Kit
- K8562** 1/2"UNC Fit Kit - 2 piece
- K8563** 1/2"UNC Fit Kit - 3 piece
- K8564** 1/2"UNC Fit Kit - 4 piece

CHILD SEAT ACCESSORIES - (AS/NZS1754)

UPPER TETHER STRAPS

Designed to be used in conjunction with Baby Capsules, Child Seats and Booster Seats These come in a range of fixed and adjustable lengths.

ANCHOR BOLT FITTING KIT Designed to secure the upper tether of the Child Seat or Booster in applications without OEM in-built anchorages.

CHILD SAFETY ACCESSORIES:

- K3740** Upper Tether Strap 300mm
- K3741** Upper Tether Strap 600mm
- K1171** Upper Tether Strap, Adjustable 300mm - 1000mm
- K1697** Child Seat Anchor, Bolt Kit

PART NUMBER REFERENCES

- K** = Auto Seatbelt Kit
- KE** = Kit with Electric Buckle
- KW** = Kit with Web Clamp ELR
- KN** = Kit with 4N ELR (Truck Seats)
- KP** = Kit with Pretensioner
- KI** = Industrial Kit (Not for Road)

CHECK WITH APV WEBSITE FOR UPDATES AND ADDITIONS